

A Tour of Church Papers Online

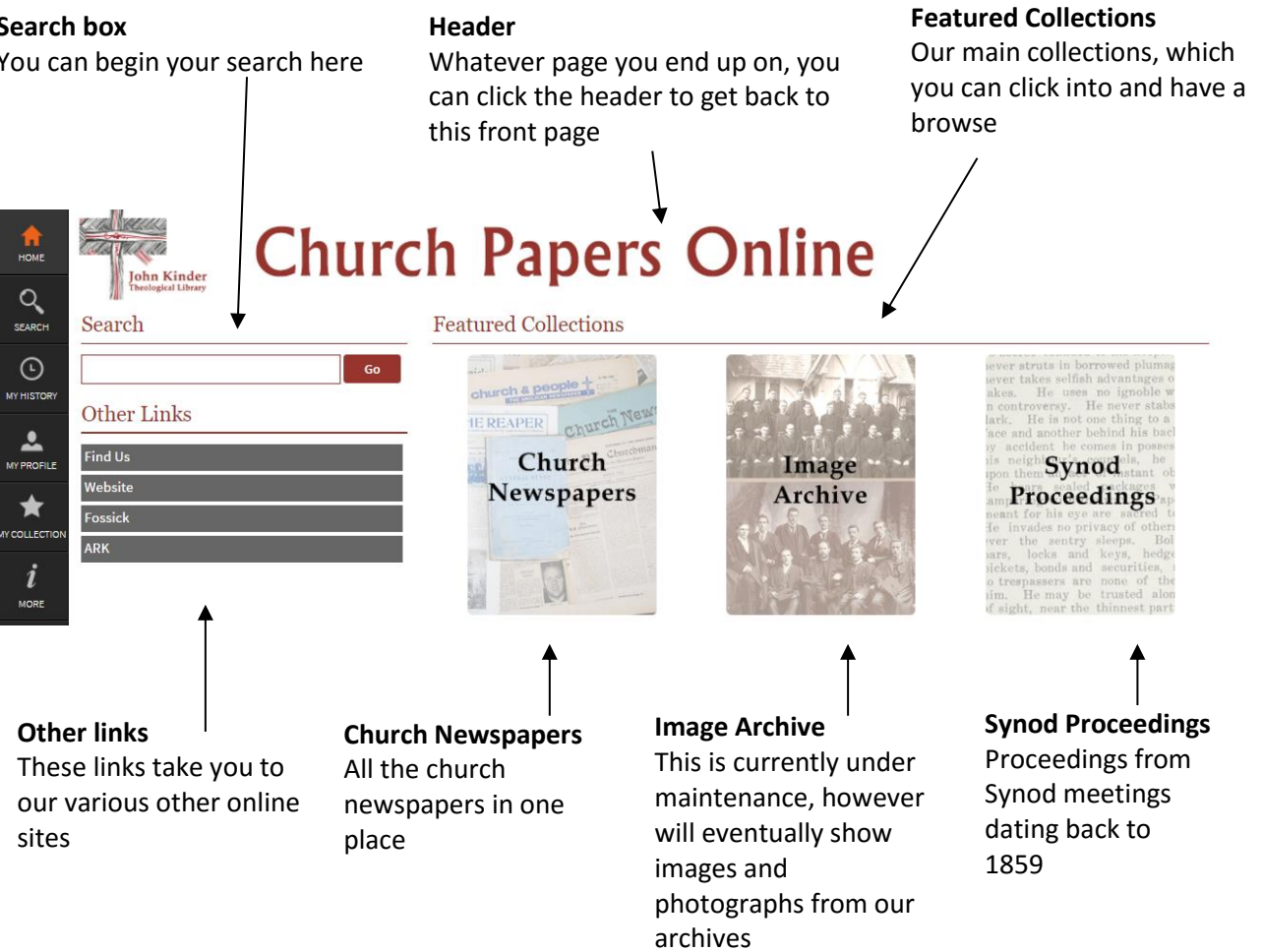
Welcome to Church Papers Online!

If you're familiar with the John Kinder Theological Library church newspapers website, then you may have noticed a change or two. In this guide, we will give you a tour of the new website and point out some of the features along the way.

[See the other guides](#) for more specific How-Tos.

The front page

When you first head to Church Papers Online, you'll arrive at the front page. In time, there will be more features added, but at the moment there are several aspects we'd like to point out to you.



The screenshot shows the front page of the Church Papers Online website. On the left is a dark sidebar with navigation icons: HOME, SEARCH, MY HISTORY, MY PROFILE, MY COLLECTION, and MORE. The main content area features a search box with a 'Go' button, a section for 'Other Links' (Find Us, Website, Fossick, ARK), and a 'Featured Collections' section. The 'Featured Collections' section contains three items: 'Church Newspapers' (with a newspaper cover image), 'Image Archive' (with a group photo image), and 'Synod Proceedings' (with a snippet of text). Annotations with arrows point to these elements from text boxes around the page.

Search box
You can begin your search here

Header
Whatever page you end up on, you can click the header to get back to this front page

Featured Collections
Our main collections, which you can click into and have a browse

Other links
These links take you to our various other online sites

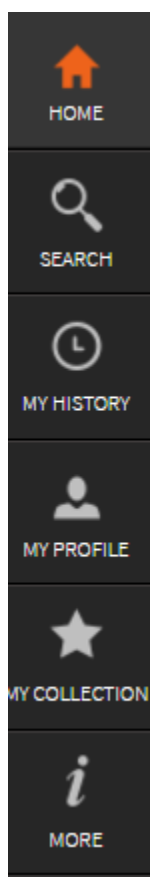
Church Newspapers
All the church newspapers in one place

Image Archive
This is currently under maintenance, however will eventually show images and photographs from our archives

Synod Proceedings
Proceedings from Synod meetings dating back to 1859

The side bar

On every page you visit, you will see the side bar to your left. This is for easy navigation back to the home page, and other pages around the site.



Home

Click this button to head straight back to the front page

Search

This will take you to a page with all the results on the site viewable. Use the search functions on the left to find what you're looking for. See the ['How to search Church Papers Online'](#) guide for more details

My History

Every page you visit will be recorded in My History, so if you want to head back to a page you viewed 10 minutes ago, you can easily find it stored here

My Profile

Here you can view your profile and change your details if you need to. See the ['How to register with Church Papers Online'](#) guide for more details

My Collection

If you're a member of Church Papers Online, you can create your own Collections. These will be viewable here. See the ['How to create a collection on Church Papers Online'](#) guide for more details.

More

In this button, you will find extra links that might be useful. E.G. Contact Us My Contributions, and My Private Collection.

The search box

Clicking 'search' on the above side bar at any time will produce the following search box. Please refer to the ['How to search Church Papers Online'](#) guide for more details.

The screenshot shows a search interface with a dark background. At the top is a 'Search For' section with a text input field, a 'Search' button, and a 'Reset' button. Below this is the 'Keywords' section, which includes three rows of radio button options: 'Keywords' (All, Any), 'Match' (Partial Hits, Whole Words), and 'Search In' (Titles Only, All Data). The 'Date' section has 'From' and 'To' dropdown menus. The 'Order Results By' section has a dropdown menu set to 'Title' and a link for 'My search history'. At the bottom of the search section are 'Search' and 'Reset' buttons. Below the search section is a 'Refine these results' section with a 'Format' list showing 'Publication (21)' and 'Issue (6,826)'. At the very bottom is a 'Share these results' section with icons for Twitter, Facebook, Google Plus, Pinterest, LinkedIn, Tumblr, and email.

Search for

Begin here by putting in your search terms. You can, at any time, select 'reset' to clear the filters and begin again

Keywords

You can narrow down your keyword search by these options here.

Date

If you know the date of the item you're looking for, pop it in here

Order Results By

Choose how you view your results

Refine these results

It works best if you search first and then refine your results. Once you've hit 'search' you can then filter down your options. If you're looking for just an issue, for example, select 'issue' and it will show you call the issues with your search terms attached to them.

Share these results

Know someone who might be interested in what you've discovered? Share the page via social media or email

Button order

Twitter, Facebook, Google Plus, Pinterest, LinkedIn, Tumblr and email

My History

In the side bar, third button from the top, there is a section called 'My History'. Here you will find what you've searched for in the past session. This makes it incredibly easy to head back to an item you found 10 minutes ago, without having to remember exactly what you searched for.

Viewing history for current session

This is the title of the page, and tells you that the boxes below are what you've viewed in the time you've been on Church Papers Online today.

Viewing history for current session

Nodes viewed
Church & People: August 1951 viewed 1 time, last viewed 1 minute ago
Anglican Historical Society: December 1998 - Newsletter 12 viewed 1 time, last viewed 5 minutes ago

Searches performed
Search 'BKC' with 4450 results last run 1 minute ago
» Keywords: st johns
» All keywords
» Partial matches
» Looking in All data
» Order by: Title
» Faceted result 2 last run 1 minute ago
» Faceted result 1 last run 1 minute ago
Search 'BJJ' with 6847 results last run 3 minutes ago
Search 'BKA' with 3723 results last run 3 minutes ago
» Keywords: theological education women
Search 'BJY' with 3113 results last run 5 minutes ago
» Keywords: selwyn
» All keywords
» Partial matches
» Looking in All data
» Order by: Title
» Faceted result 2 last run 4 minutes ago
» Faceted result 1 last run 5 minutes ago
Search 'BJX' with 6847 results last run 5 minutes ago

Clear
Clear all my history

Nodes viewed
A 'node' is what we call an item. Listed here are all the items that you've clicked into today.

Searches Performed
This lists everything you've searched for today.

Clear
If you'd like to clear your history, click 'clear all my history'.
Note: you cannot get it back

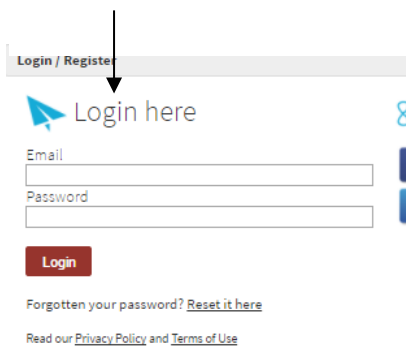
Login

In the side bar, fourth button from the top, there is a section called 'Login'. You can also select 'Login' right at the top on the right-hand side.

When you select this button, a box will appear which looks like the following image. Here you can either login with your existing details, or register with Church Papers Online. For more information on registering, see the ['How to register with Church Papers Online'](#) guide.

Login here

If you already have an account, login with your email and password here



Login / Register

Login here

Email

Password


Login

Forgotten your password? [Reset it here](#)

Read our [Privacy Policy](#) and [Terms of Use](#)

Login using Social Media

Alternatively, you can login using Facebook or LinkedIn. Clicking one of these will take you to another page.

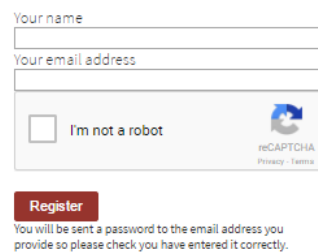


Login using social media

Login with Facebook >

Login with LinkedIn >

Register now



Register now

Your name

Your email address

I'm not a robot

reCAPTCHA
Privacy - Terms

Register

You will be sent a password to the email address you provide so please check you have entered it correctly.

Forgotten?

It happens to the best of us. If you've forgotten your password, you can reset it here.

Register now

New to Church Papers Online? This is where you register. Enter your name and email address, confirm you're not a robot and hit 'Register'. You will be sent a password to the email address you provide so please check you have entered it correctly.

Formats

Within Church Papers Online there are different formats of information. Usually people are after certain parts or articles from the church newspapers over the years. Each different church newspaper is called a **Publication**. Each Publication is broken down into **Years**, and then **Issues**. You can then view the **Pages** within the Issue.

For example:

- **Publication:** The New Zealand Church News
- **Year:** 1870
- **Issue:** 001
- **Page:** 3

This is the format in which you would narrow down your search. Begin big, and shrink the search as you go. You can read more about searching in our ['How to search Church Papers Online'](#) guide.

Social Media share buttons

At the bottom of the search panel on the left there are 7 circular buttons. These allow you to share your search results – whichever page you're currently on – to your friends or colleagues.

This is especially good if you're looking up something for someone else – it's a quick way to send them the link. Once they click it, they'll head straight to the publication, issue or item.



Twitter, Facebook, Google Plus, Pinterest, LinkedIn and Tumblr will all open a pop up window. You can then login and follow the prompts to finish sharing.

The last button, on the far right, is the email button.

Once clicked, it will open your email software on your computer and you can proceed to send to whomever you wish.